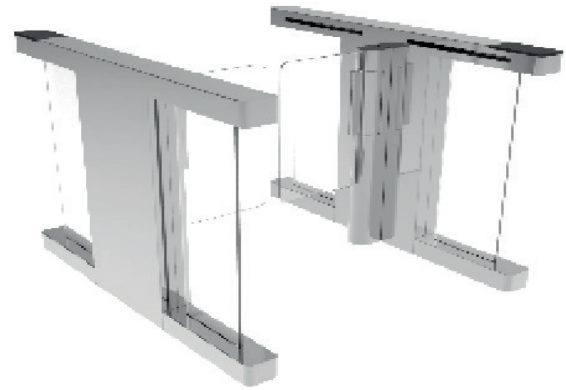




## CSG 4000 Speed Gate



**CSG4000** is designed for elegant main entrance solution for factory, office building, school and gym etc. Depending on the special mechanism design, the cabinet width of the device is only 12cm, combining with the 120cm length, the device looks elegant and luxury. Using DC motor and optimized mechanism, the device barrier runs smoothly and silent. Because of the modular design, the device is easy to install and maintain. Using the modular design, it is easy to integrate third-party system onto the device.

- High quality and solid stainless steel cabinet, elegant design
- High quality IR sensor system, detect different walking trough mode
- Adjustable time out delay
- Easy and simple installation process, easy to maintain
- DC brushless motor and mechnism, long life cycle


### SPECIFICATION

Model No.	CSG4000
Power requirements	AC110V/220V, 50/60Hz
Working temperature	-28 °C - 60 °C
Working environment	Indoor
Lane width(mm)	600-1000
LED indicator	Y
Cabinet material	Stainless steel
Lid material	Stainless steel
Barrier material	Acrylic
Barrier movement	Swing
Security level	Medium
Cabinet Dimenstion	1200 x 120 x 980 mm

### UNIQUE DESIGN

#### SOLID AND ELEGANT CABINET

- Solid stainless steel cabinet, elegant and luxury design
- High quality Acrylic barrier




#### DC BRUSHLESS MOTOR

- Improved life cycle using DC brushless motor compared with the normal DC motor with brush
- Speed of the barrier opening or closing is perfectly controlled



#### IMPROVED MECHANISM

- The mechanism is simple compared to traditional design, the life cycle increase
- The noise of movement is optimized obviously using the latest mechanism



#### RELIABLE AND POWERFUL BOARD

- Fast and easy setting by numeric display
- Easy installation between master and slave board
- Small LED show the status of the device clearly
- Testing keypad on board

